

Ann Jakeman

Tricks with case studies



Session Objectives

By the end of this session you will be able to:

- ◆ identify the ways in which you can develop case studies to support effective assessment
- ◆ develop an outline case study scenario for use as a formative or summative assessment

Why build case studies

- To set a realistic scenario in which to test student's ability to analyse a situation, propose solutions and explain these to a customer or manager to the standards required (the output for assessors)
- To allow the student to measure how well they can propose solutions and explain these required to others to the standards required (the output for students)

A valid case study should.....

- ◆ Be based on a realistic scenario
- ◆ Unambiguous and not overly complex
- ◆ Contain all the key facts to enable the student to answer the question set
- ◆ Not contain too much information
- ◆ Develop/test students analytical skills as well as knowledge recall

If a summative assessment it should be

- ◆ A **very different** scenario from the current assessment or activity the student has already undertaken
- ◆ Based on a new evidence sample

Where to begin to develop a case study?



Begin at the end!!!

? What learning do you want to assess?

Write the answers FIRST!!
Then write the questions



I know what I want to assess – what next?

Write down all the elements your case study will need to produce the answer you have written



People

Companies

Income

Expenditure

**Needs and
wants**

Age of people

**Health
situation**

**Family
situation**

**Employment
situation**

Locations

Competitors

Constraints

Now write the case study!!

- ◆ Develop the case study using the information you identified was needed
- ◆ Do not over complicate the story
- ◆ But do not over simplify the story and give too much of a clue about the questions being set
- ◆ Match the length of the case study to the size of the activity you are assessing
- ◆ Test the case study on another person – is it realistic?
- ◆ Can you answer the questions using it?
- ◆ Verify the assessment as required



Case study writing stages summary

Assess

- Identify the Evidence requirements being assessed from the Unit specification or your teaching plan

Question

- Draft outline questions to achieve assessment

Story

- Identify the elements required in the story

Write

- Write the case study and finalise the questions

Review

- Test the case study – can you answer the question from the story?
Use a colleague as a tester if possible before any IV activity

Activity

In subject groups develop the outline for a case study.

You will need to decide

The evidence you are assessing

The questions you might ask to get this evidence (do not spend time writing the questions in detail)

The key components of your case study – what is your story (just the facts, do not write the total story in perfect English)

Please write this up on a flipchart so we can share it with everyone

Case study writing stages summary

Assess

- Identify the Evidence requirements being assessed from the Unit specification or your teaching plan

Question

- Draft outline questions to achieve assessment

Story

- Identify the elements required in the story





Write

- Write the case study and finalise the questions

Review

- Test the case study – can you answer the question from the story?
Use a colleague as a tester if possible before any IV activity

Any questions



It's QUESTION TIME!!